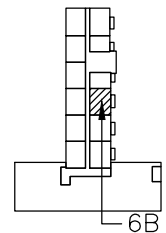
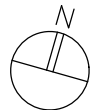
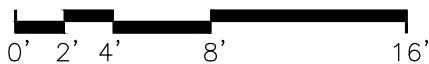


NOTE: ALL DIMENSIONS ARE APPROXIMATE TO NORMAL CONSTRUCTION VARIANCES AND TOLERANCES. SQUARE FOOTAGE EXCEEDS THE USABLE FLOOR AREA AND INCLUDES COLUMNS, MECHANICAL PIPES, SHAFTWAYS, CHASEWAYS AND CONDUITS AND OTHER COMMON ELEMENTS. SPONSOR RESERVES THE RIGHT TO MAKE CHANGES IN ACCORDANCE WITH THE TERMS OF THE OFFERING PLAN.

① UNIT 6B



PROJECT: 1308
SCALE: AS NOTED

THE PRINCE
33-61 PRINCE STREET
FLUSHING, NY 11354


MY-ARCHITECT PC